

5.3 Menu


The 'Menu' tab allows you to present a menu (list of links) in different ways, based on selected pages, subpages or categorised pages (5.3.1)

New content element


Please select the type of page content you wish to create:

Typical page content Content elements Form elements **Menu** Plugins Special elements


Grid Elements




Abstracts
Menu of subpages of selected pages including abstracts




Categorized content
Content elements for selected categories




Categorized pages
Pages for selected categories




Pages
Menu of selected pages




Subpages
Menu of subpages of selected pages




Recently updated pages
Menu of recently updated pages




Related pages
Menu of related pages based on keywords




Section index
Page content marked for section menus



Section index of subpages from selected pages
Menu of subpages of selected pages including sections



Sitemap
Expanded menu of all pages and subpages for selected pages



Sitemaps of selected pages
Expanded menu of all subpages for selected pages

5.3.1

Abstracts - shows links to subpages of selected pages in a list and also text provided in Abstract field of page.

Categorized content - shows content connected to a category set in the element.

Categorized pages - shows pages connected to a category set in the element.

Pages - shows a list with link to selected pages.

Subpages - shows links to subpages of selected pages in a list.

Recently updated pages - will show all newly updated sub pages selected page/pages.

Related pages - shows pages with relatable keywords based on the keywords from the page the element is placed on.

Section index - shows the content headers as a linked list from selected page.

Section index of subpages from selected pages - shows links to subpages of selected pages and content headers of as a linked list of those selected pages.

Sitemap - generates a dynamic sitemap of the whole website.

Sitemaps of selected pages - generates a dynamic sitemap of subpages of selected page.

NOTE! Pages with page setting 'Hide in menu' are not possible to display in this type of menu.

When you decide what type of menu you want to have, go to the 'General' tab (5.3.2) - there you can see that, for example, the content element type 'Abstracts' is selected (1).

The element uses the regular header field (2), which can be linked to any url, file or page (3), you can also add a subheader (4). In the 'Selected Pages' field (5) you can select pages to list through the page tree (6), (7) or by searching in the search field above. Selected pages will be shown in the field below (8) and they can be organised by using the arrows on the right hand side of the field (9) to move them up and down in the order or to remove a page from the selection (you need to mark it and use the necessary icon on the right hand side of the field). (5.3.2)

General
Appearance
Accessibility
Language
Access
Categories
Notes
Grid Elements

Content Element
Type 1
Column

Abstracts

Content

Headlines
Header 2

Type
Alignment
Date

Default

Default

Link 3

Subheader 4

Selected Pages 5

Find records

Videos

FAQ

SEO

Page

6

5.3.2

About TYPO3manual.com

TYPO3manual.com is an online manual for editors working with TYPO3. It is powered by the web design agency Pixelant

[Read more about Pixelant](#)

About TYPO3

For more information about TYPO3, go to [TYPO3.org](https://typo3.org)

[TYPO3 is a Trademark of the TYPO3 Association.](#)