

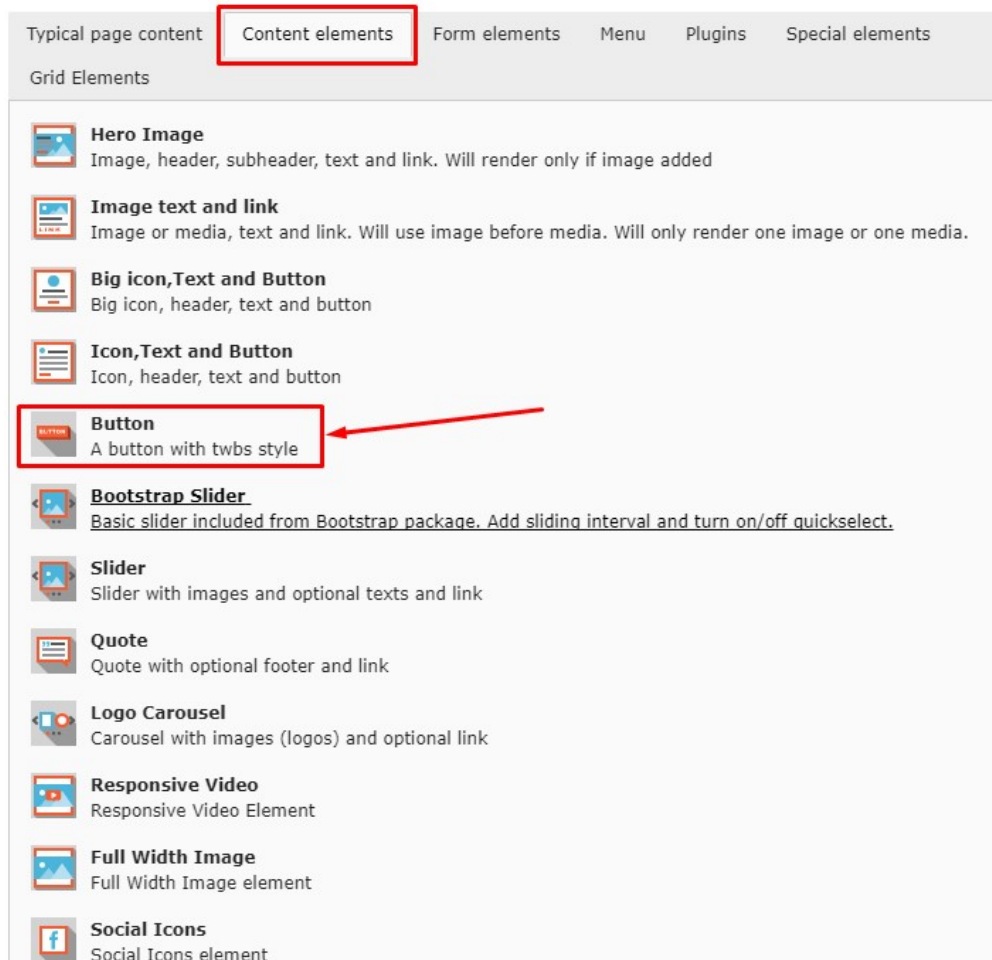
1.5 Button

The 'Button' element can be used in any part of the site.

You can find the element below the tab 'Content elements' when creating a new element. (1.5.1)













New content element

Please select the type of page content you wish to create:



Typical page content **Content elements** Form elements Menu Plugins Special elements

Grid Elements

-  **Hero Image**
Image, header, subheader, text and link. Will render only if image added
-  **Image text and link**
Image or media, text and link. Will use image before media. Will only render one image or one media.
-  **Big icon, Text and Button**
Big icon, header, text and button
-  **Icon, Text and Button**
Icon, header, text and button
-  **Button**
A button with twbs style
-  **Bootstrap Slider**
Basic slider included from Bootstrap package. Add sliding interval and turn on/off quickselect.
-  **Slider**
Slider with images and optional texts and link
-  **Quote**
Quote with optional footer and link
-  **Logo Carousel**
Carousel with images (logos) and optional link
-  **Responsive Video**
Responsive Video Element
-  **Full Width Image**
Full Width Image element
-  **Social Icons**
Social Icons element

1.5.1

In the 'General' tab you can see the content element type 'Button' selected (1). (1.5.2)

The element uses the button text field (2), link address (3).

In additional setting you can choose 'Button Size' (4): in a drop down menu there are 3 kinds of size available Large, Small, Extra

small;

You can also set the 'Button Style' (5) - below you can see several examples of style;

And with a help of 'Block level button' (6) field you can make the button for a full width view (like on the button with Style 'Warning' below)

General Appearance Language Access Categories Notes Grid Elements

Content Element

Type 1 Column

Button Content

Button text 2

Link 3

Additional settings

Button Size 4

Default

Button Style 5

Default

Block level button 6

1.5.2

Button Style: 'Default'

Button Style 'Success'

Button Style: 'Info'

Button Style: 'Warning' as Block level button

About TYPO3manual.com

TYPO3manual.com is an online manual for editors working with TYPO3. It is powered

by the web design agency Pixelant

[Read more about Pixelant](#)

About TYPO3

For more information about TYPO3, go
to [TYPO3.org](https://typo3.org)

[TYPO3 is a Trademark of the TYPO3
Association.](#)

All rights reserved © 2024