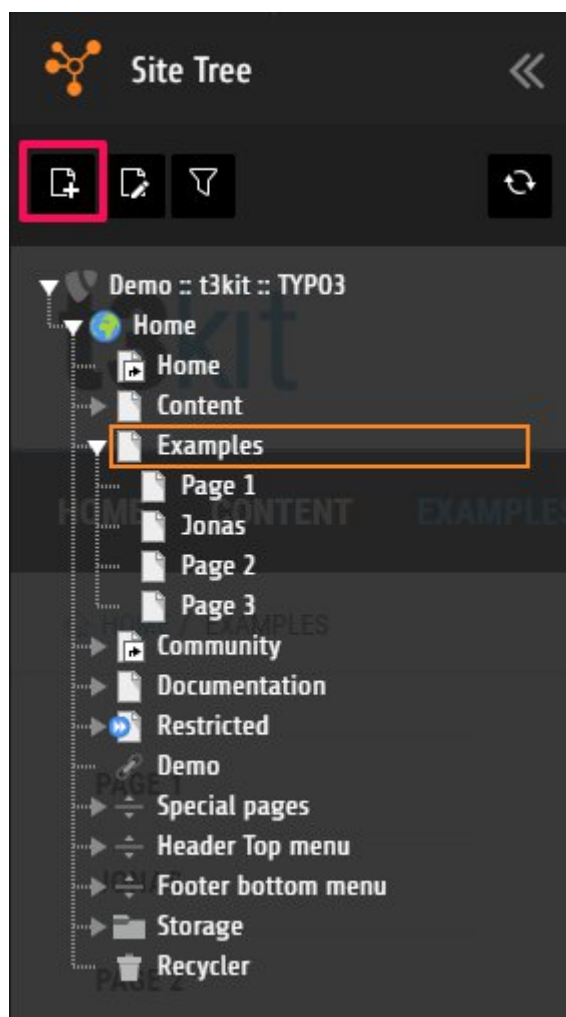


3. Site tree functions

The Site tree in FE Edit works a little bit different than the page tree you are used to in the backend interface. There you can drag and drop pages to move and create new ones. In the FE Edit this is not possible, and is therefore utilized a bit differently.

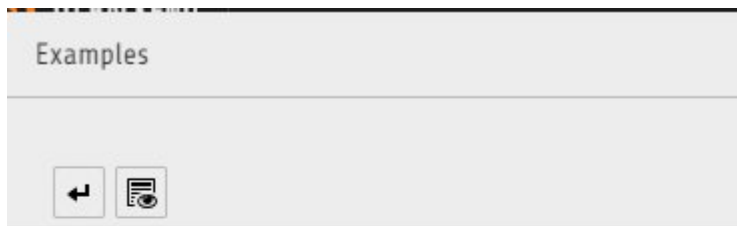
3.1 Creating new pages

To create new pages, start by selecting a page in the site tree. If you wish to create a subpage, you need to select the page where the subpage should be placed into. After that click the 'Create new page'-icon. (3.1.1)



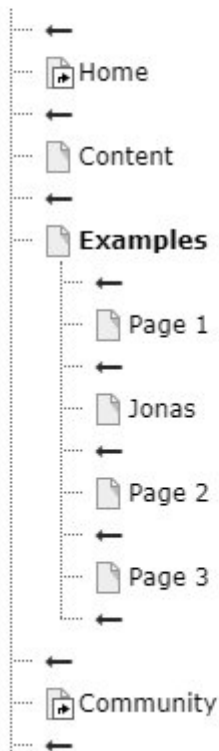
3.1.1

A popup window will open, showing the entire page tree, with arrows where you are able to place the new page. As we can see in the picture, sublevels are only available for the page that was selected. (3.1.2)



New record

Select a position for the new page:



3.1.2

After selecting the placement of the new page, the backend interface for page properties is opened, and you can add all necessary information for the page. Simply save and close when you are done. If the added page is not visible in the Site tree structure, you can use the refresh icon above the page tree (See in [image 2.2](#)). (3.1.3)

×

Save

▼

?

⌵

ⓘ

Create new Page

General

Metadata

SEO

Social Media

Appearance

Behaviour

Resources

Language

Access

Categories

Page

Type

Standard

▼

Title

Page Title

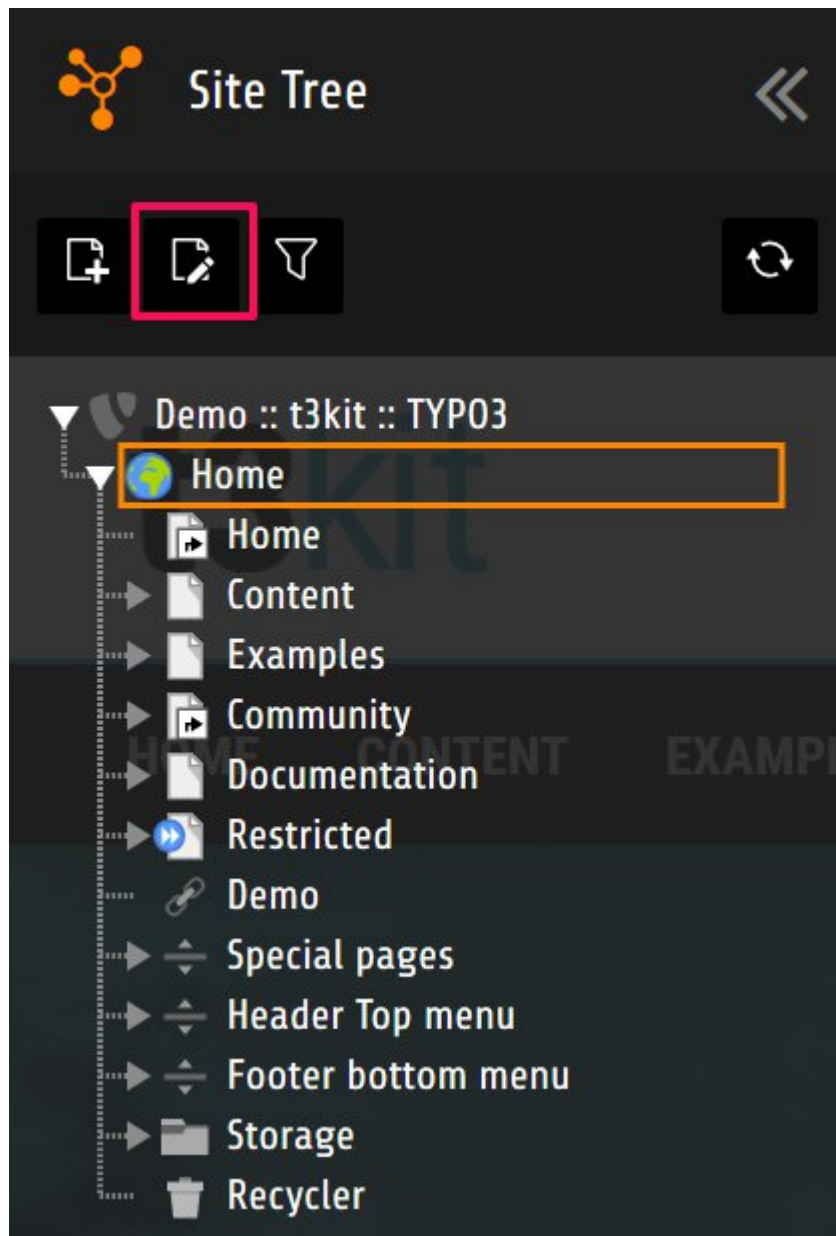
Alternative Navigation Title

Subtitle

3.1.3

3.2 Editing page properties

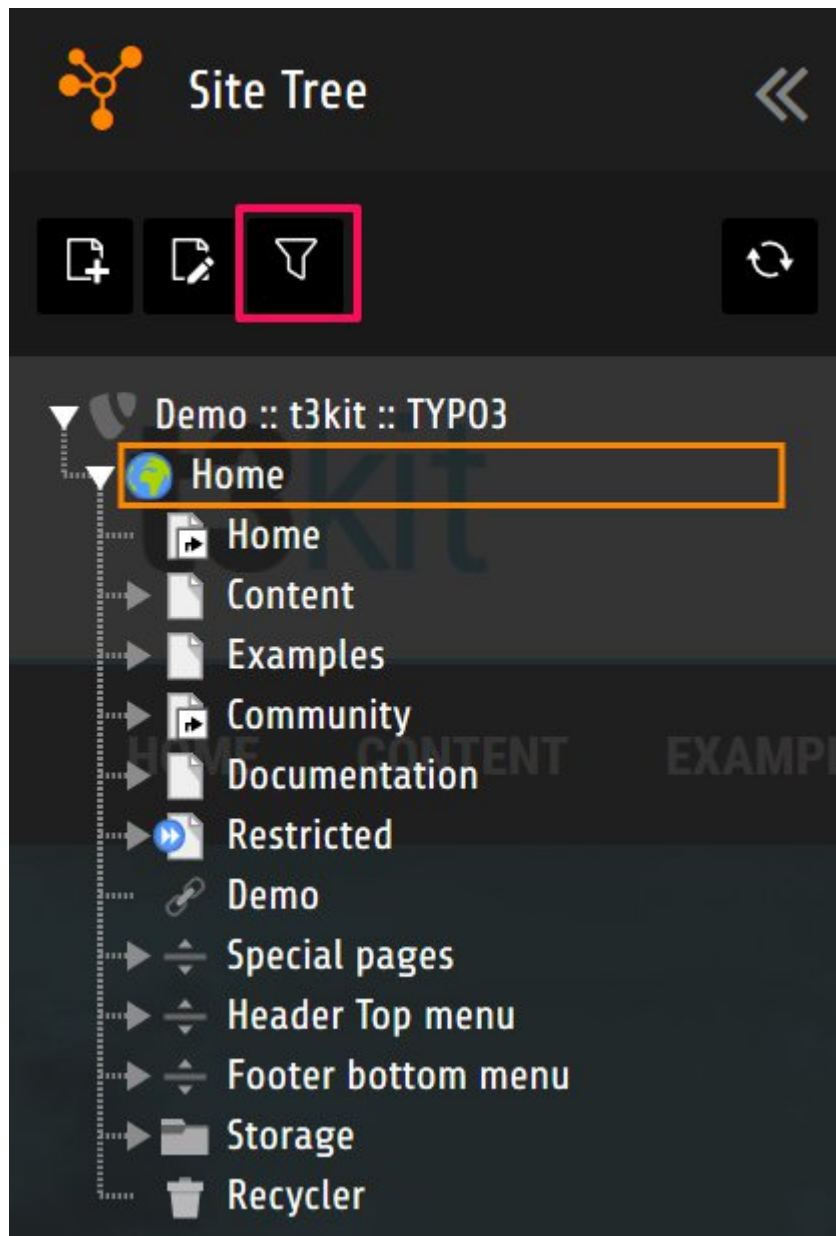
You can edit the page properties by clicking the title in the site tree, and then clicking the page edit icon above. This will open the backend interface in a popup. (3.2.1)



3.2.1

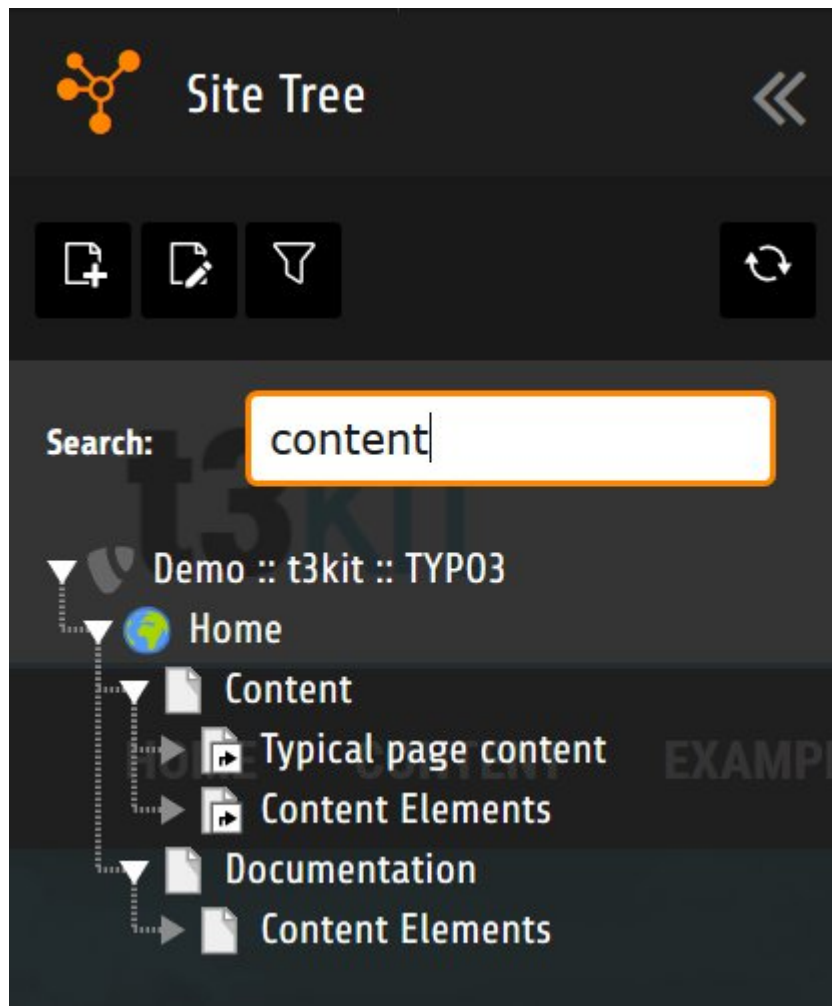
3.3 Filtering the Site tree

Just as you can filter the page tree in the backend, it is also possible in the frontend editing. Click the filter icon above the site tree, to expand the search field. (3.3.1)



3.3.1

Either type in the whole page title, part of it or the page ID number. This will limit the view to the page/pages containing the search query. To go back to viewing the entire page tree, empty the search field. (3.3.2)



3.3.2

About TYPO3manual.com

TYPO3manual.com is an online manual for editors working with TYPO3. It is powered by the web design agency Pixelant

[Read more about Pixelant](#)

About TYPO3

For more information about TYPO3, go to [TYPO3.org](https://typo3.org)

[TYPO3 is a Trademark of the TYPO3 Association.](#)