


5.5 Content elements


"Content elements" are specific content templates that can be used on the website, to make it easier as an editor, to add elements with a specific layout without having to recreate the settings over and over. (Img. 5.5.1)


New content element


Please select the type of page content you wish to create:


Typical page content	Special elements	Form elements	Plugins	Content elements	Grid Elements
----------------------	------------------	---------------	---------	-------------------------	---------------


 **Full Width Image**
Full Width Image element


 **Icon, Text and Button**
Icon, Text and Button


 **Image text and link**
Image or media, text and link. Will use image before media. Will only render one image or one media.

 **Logo Carousel**
Carousel with images (logos) and optional link

 **Quote**
Quote with optional footer and link

 **Responsive Video**
Responsive Video Element

 **Slider**
Slider with images and optional texts and link

 **Icon, Text and Link**
Big icon, header, text and link

5.5.1

Full Width Image

The "Full Width Image" element makes it possible to add an image, that is not restricted to the max width of images on the website. (Img. 5.5.2)

[Click here for information on how to create the element](#)



5.5.2

Icon, Text and Button

The "Icon, Text and Button" element is an info box, that is often used on the start page or as a promo box in a right hand column on subpages. There is an icon selection included in the element. (Img. 5.5.3)

[Click here for information on how to create the element](#)



Cras ac laoreet sapien

Donec accumsan mi eu mauris elementum, a dapibus turpis varius. Ut commodo vestibulum porta. Maecenas porttitor augue mi, at efficitur elit ornare eget. Cras at urna id odio aliquet aliquet. Aenean in felis non ipsum pellentesque faucibus. Vestibulum et dolor pulvinar, vehicula leo eu, porta massa. Sed iaculis pulvinar metus quis pretium. Integer elementum dolor sit amet felis sollicitudin egestas.

Morbi interdum

5.5.3

Image Text and Link

The "Image, Text and Link" element is also an info box, that is often used on the start page or as a promo box in a right

hand column on subpages. (Img. 5.5.4)

[Click here for information on how to create the element](#)



Vestibulum ante


Donec a efficitur diam, ac aliquam quam. Duis a dolor nisi. Fusce non sagittis ex, non porta purus. Integer rutrum risus in dui dapibus, ut viverra mauris molestie. Suspendisse quam lacus, convallis et aliquam vel, sollicitudin ac risus. Pellentesque blandit tempor ornare. Duis eget est non est condimentum molestie.

[Sed malesuada](#)

5.5.4

Logo Carousel

In the "Logo Carousel" element, you can add logotypes that will be listed in a slide. (Img. 5.5.5)



5.5.5

Quote

The "Quote" element is a nice way of adding a quote to the website, giving it a balloon design. (Img. 5.5.6)



Top service. It's nice to come back. Thank you for the support, efficient and fast. You are true professionals

— John Doe, VP of Marketing, Royal Trader

5.5.6

Responsive Video

The "Responsive Video" element ables you to add a video file or a URL to produce a video on your website. This video will automatically adapt to the screen size. (Img. 5.5.7)



5.5.7

Slider

It is possible to add a slider to you website by using the "Slider" element. The text, on top of each slide, is easily added using the images title, alternative text and description field. It is also possible to link each separate slide. (Img. 5.5.8)



5.5.8

Icon, Text and Link

The "Icon, Text and Link" element is also an info box, that is often used on the start page or as a promo box in a right hand column on subpages. There is an icon selection included in the element, and the icon is presented in a larger format than in the "Icon, Text and Button" element. (Img. 5.5.9)



Lorem ipsum dolor sit amet

Lorem ipsum dolor sit amet, consectetur adipiscing elit.
 Etiam fringilla arcu sed dui dapibus finibus. Vivamus vitae
 erat lobortis, venenatis eros sit amet, suscipit ex. Etiam
 non tortor in turpis aliquam efficitur. Duis placerat viverra
 rutrum. Sed eleifend turpis non turpis vestibulum, sed
 faucibus augue dictum. Sed posuere libero et felis
 imperdiet fringilla.

[Lorem ipsum](#)

5.5.9

About TYPO3manual.com

TYPO3manual.com is an online manual for editors working with TYPO3. It is powered by the web design agency Pixelant

[Read more about Pixelant](#)

About TYPO3

For more information about TYPO3, go to [TYPO3.org](https://typo3.org)

[TYPO3 is a Trademark of the TYPO3 Association.](#)

All rights reserved © 2024