

8.1 Adding Youtube video on your website using Plain HTML element

It is possible to **add a Youtube video** on your website **by using the embed function on www.youtube.com**. This will create a video player as shown below (8.1.1).

The difference between using the *embedded code from Youtube*, as opposed to using the '*Responsive video*' element or the '*Text & Media*' element, is that you can exclude showing suggestions of other videos afterwards.



8.1.1

To create the embedded code video, first go to the [Youtube website](https://www.youtube.com) and find the video you wish to use. Below the video you click the Share (Dela) link below the video (8.1.2)



TYPO3manual Tutorial - Preview and publish pages

234 visningar

3 0 DELA

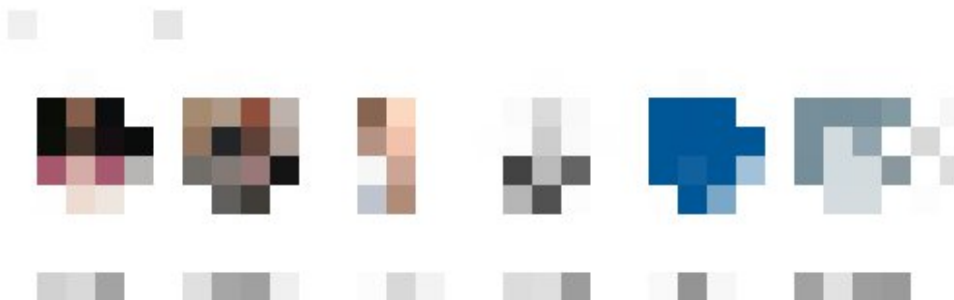
8.1.2

Now click on the link Embed (Bädda in) to access the code used to insert the video clip on your website (8.1.3)

Meddelande på YouTube



Till: Sök efter personer ...



Dela en länk



<https://youtu.be/alaYp8nGgA4>

KOPIERA

8.1.3

The code shown below the video (1), is what you will be copying and then adding to your website. In this code you can also alter the size of the video.

But before this, you will need to set the parameters for how the video should be displayed.

It is possible to set a specific starting point for the video (2), if you wish skip a part of the video. Left un-checked will have the video start from the beginning.

You can decide if you want YouTube to suggest other videos after the video has finished playing (3). The results will be based on the visitors own preferences, so it could show videos that are unrelated to your business.

It is possible to hide the player control panel, by un-checking this box (4). Doing this will remove all player options for the visitor for example full screen options and the option to rewind the video.

You can hide the video title, and also the 'View later' and 'Share' options by un-checking this box (5).

With the advanced privacy mode checkbox (6) activated, YouTube will not save information about the visitors on your website, unless they play the video.

After you have set your preferences, you can copy the code and proceed to paste it on your website (8.1.4)



Embed Video



```
<iframe width="560" height="315"
src="https://www.youtube.com/embed/alaYp
8nGgA4" frameborder="0" allow="autoplay;
encrypted-media" allowfullscreen>
</iframe>
```

1

☐ Starta vid 0:00

2

INBÄDDNINGSLTERNATIV

☒ Visa förslag på videor när videon är slut.

3

☒ Visa spelarkontroller.

4

☒ Visa videotitel och spelaråtgärder.

5

☐ Aktivera avancerat sekretessläge. ⓘ

6

API-referens

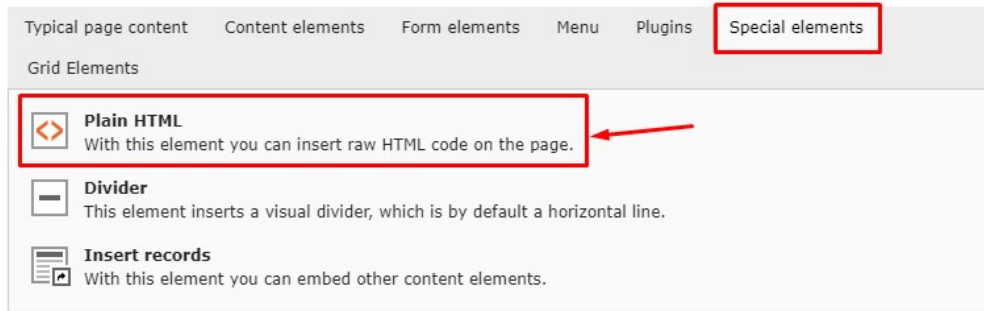
Kodsegment från utvecklare

8.1.4

Now go to your TYPO3 website version 9 and add a new element.
Select 'Plain HTML' under the tab 'Special elements' (8.1.5)

New content element

Please select the type of page content you wish to create:



Typical page content Content elements Form elements Menu Plugins **Special elements**

Grid Elements

Plain HTML
With this element you can insert raw HTML code on the page.

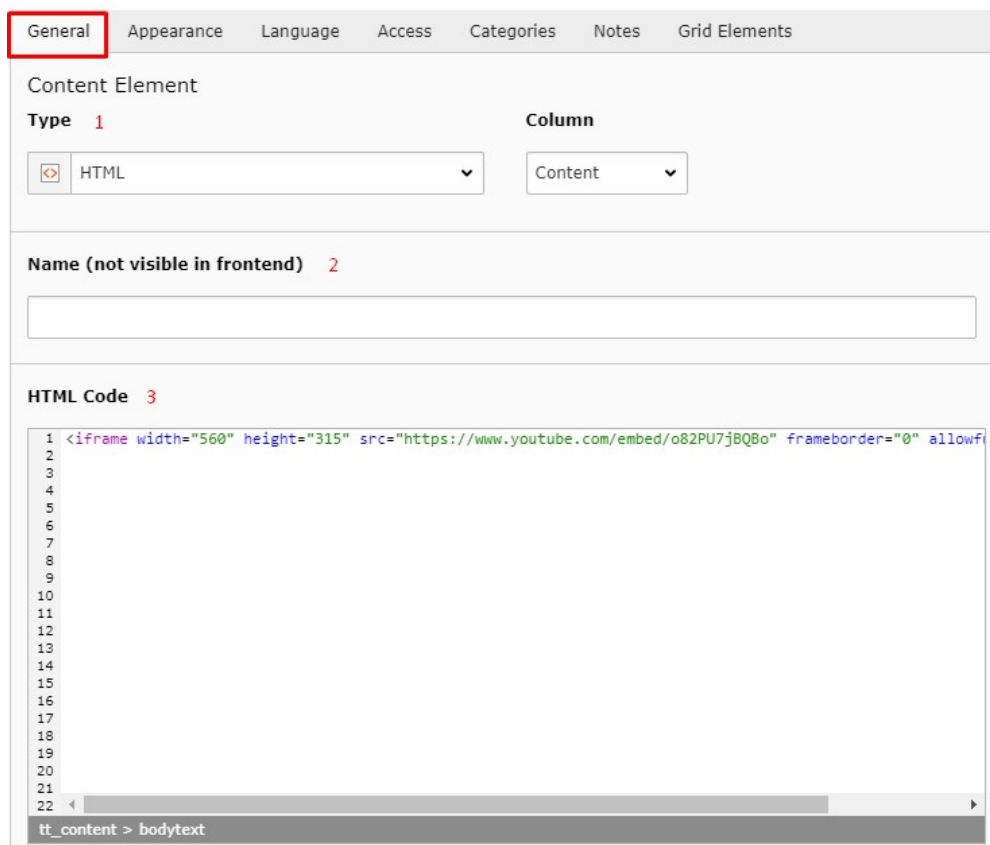
Divider
This element inserts a visual divider, which is by default a horizontal line.

Insert records
With this element you can embed other content elements.

8.1.5

In the 'General' tab you can see that the content element type 'HTML' is selected (1). You can also add the name (2) of the video, but it will be not visible on frontend.

Add the copied Embed code into the white field (3) as shown below, save and close (8.1.6)



General Appearance Language Access Categories Notes Grid Elements

Content Element

Type 1 **Column**

HTML Content

Name (not visible in frontend) 2

HTML Code 3

```
1 <iframe width="560" height="315" src="https://www.youtube.com/embed/o82PU7jBQ8o" frameborder="0" allowf
2
3
4
5
6
7
8
9
10
11
12
13
14
15
16
17
18
19
20
21
22
```

tt_content > bodytext

8.1.6

About TYPO3manual.com

TYPO3manual.com is an online manual for editors working with TYPO3. It is powered

by the web design agency Pixelant

[Read more about Pixelant](#)

About TYPO3

For more information about TYPO3, go
to [TYPO3.org](https://typo3.org)

[TYPO3 is a Trademark of the TYPO3
Association.](#)

All rights reserved © 2024